


# ECONOMIC IMPACTS

## Kern County Oil & Gas Industry



**9** of the Top 10  
Kern taxpayers are  
energy companies

**OIL**

Kern County **No. 5**  
oil-producing county in  
the nation

**14,213**

# of Kern residents directly  
employed by O&G industry


**23,900**

# of Kern residents employed  
thanks to indirect & induced  
impacts of O&G industry

**78%**

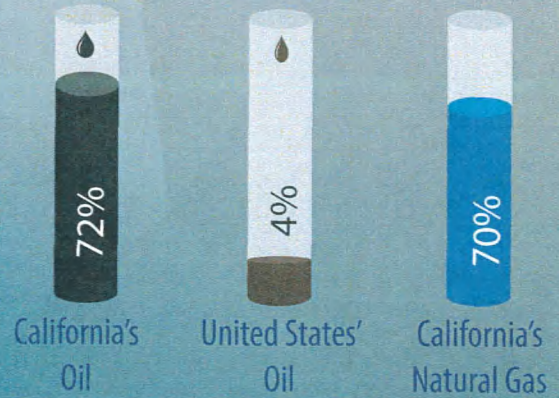
of California's active wells  
are located in Kern County

Kern County produces over  
335,000 barrels of oil per day,  
and over 122 million barrels  
of oil annually



**\$1 million**  
**Oil & Gas**  
output creates:  
**+1.80 Direct Jobs**  
**+2.18 Indirect Jobs**  
**+1.83 Induced Jobs**  
**Total 5.8 Jobs**

**Kern County produces:**



### Petroleum in Everyday Life!

